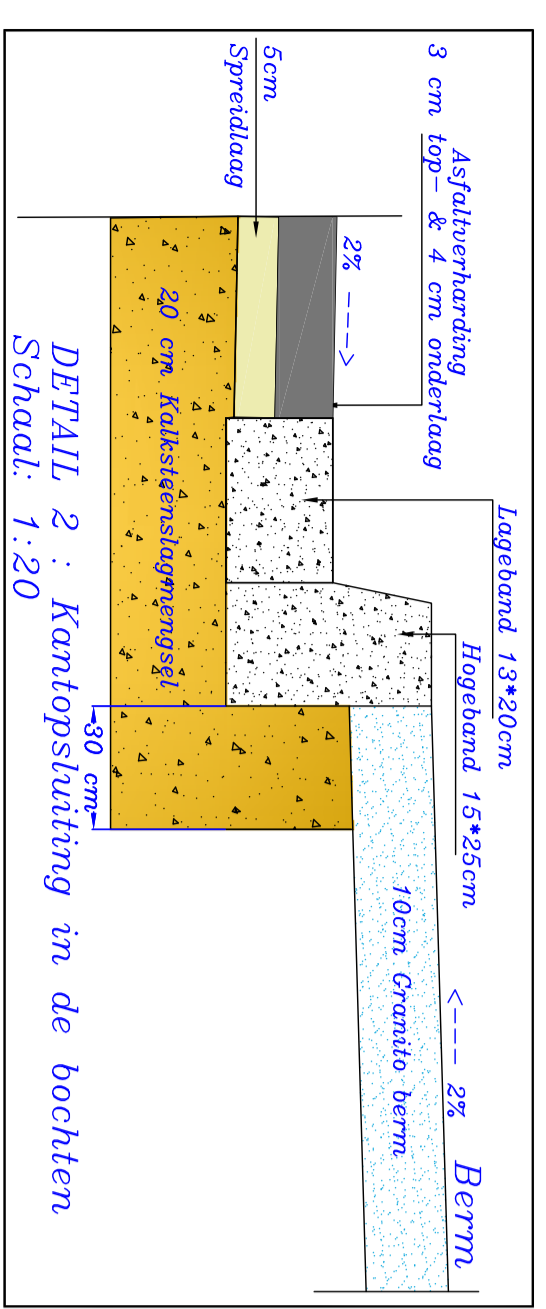
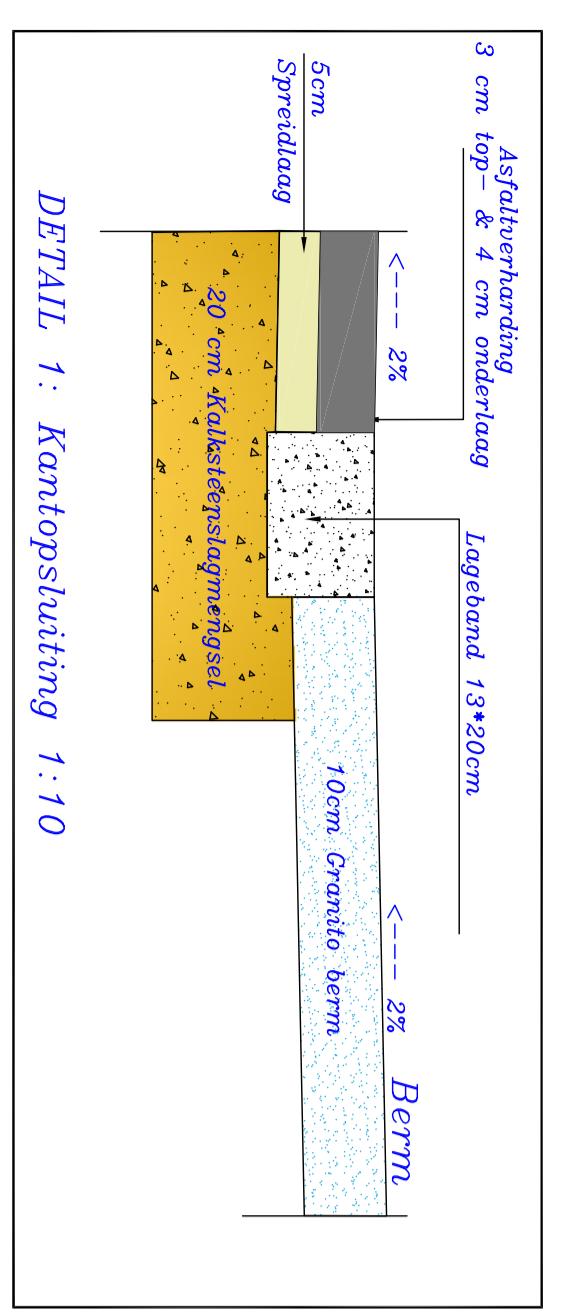

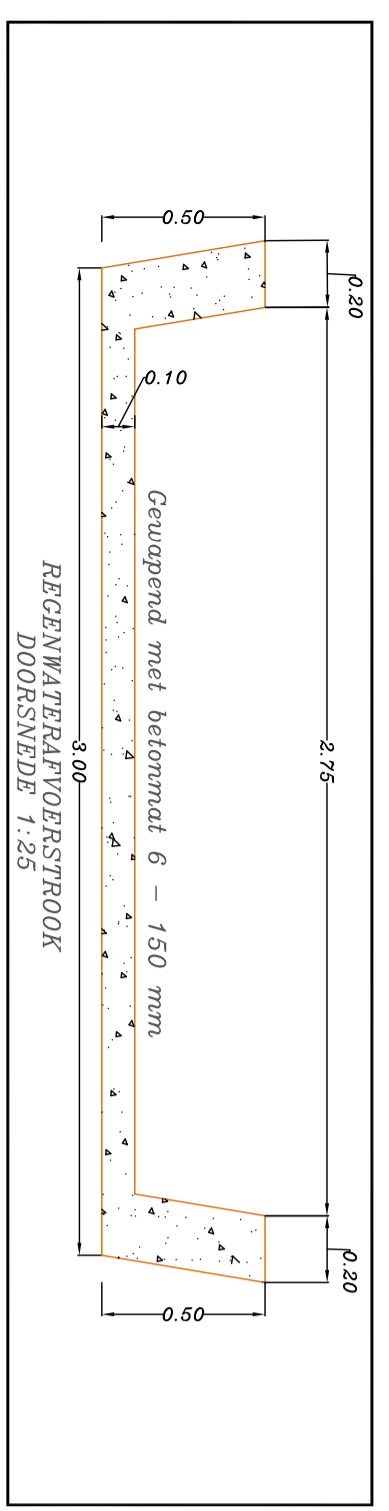


Bestaande Mastveld
 A1 : IJzerpen
 Ave as-weg

Lengteprofiel Parra San Barbolla 19,00 N.A.P
 Afstand T.o.v. 0,00

Hoogte T.o.v. N.A.P.	0,00	10,00	20,00	30,00	40,00	50,00	60,00	70,00	80,00	90,00	100,00	110,00	120,00	130,00	140,00	150,00	160,00	170,00	180,00	190,00	200,00	210,00	220,00	230,00	240,00	250,00	260,00	270,00	280,00	290,00	300,00		
Nieuwe as-hoogte	20,47	20,35	20,22	20,09	19,96	19,83	19,70	19,57	19,44	19,31	19,18	19,05	18,92	18,79	18,66	18,53	18,40	18,27	18,14	18,01	17,88	17,75	17,62	17,49	17,36	17,23	17,10	16,97	16,84	16,71	16,58	16,45	16,32
Verkeerde Curves	Line 1: 4,42/24	Line 1: 4,42/24	Line 1: 4,42/24	Line 1: 4,42/24	Line 1: 4,42/24	Line 1: 4,42/24	Line 1: 4,42/24	Line 1: 4,42/24	Line 1: 4,42/24	Line 1: 4,42/24	Line 1: 4,42/24	Line 1: 4,42/24	Line 1: 4,42/24	Line 1: 4,42/24	Line 1: 4,42/24	Line 1: 4,42/24	Line 1: 4,42/24	Line 1: 4,42/24	Line 1: 4,42/24	Line 1: 4,42/24	Line 1: 4,42/24	Line 1: 4,42/24	Line 1: 4,42/24	Line 1: 4,42/24	Line 1: 4,42/24	Line 1: 4,42/24	Line 1: 4,42/24	Line 1: 4,42/24	Line 1: 4,42/24	Line 1: 4,42/24	Line 1: 4,42/24	Line 1: 4,42/24	

H. Schaalt: 1:1000
 V. Schaalt: 1:100



SERO PATRISHI

Ordnungsstadt

Paradero

PARRA SAN BARBOLA

SAN BARBOLA

